

# B $\flat$ Clarinet Fingering Chart

E	F	F $\sharp$ G $\flat$	G	G $\sharp$ A $\flat$	A	A $\sharp$ B $\flat$		
B	C	C $\sharp$ D $\flat$	D	D $\sharp$ E $\flat$	E	F	F $\sharp$ G $\flat$	
G	G $\sharp$ A $\flat$	A	A $\sharp$ B $\flat$	B	C			
C $\sharp$ D $\flat$	D	D $\sharp$ E $\flat$	E	F	F $\sharp$ G $\flat$	G	G $\sharp$ A $\flat$	A
A $\sharp$ B $\flat$	B	C	C $\sharp$ D $\flat$	D	D $\sharp$ E $\flat$	E	F	
F $\sharp$ G $\flat$	G	G $\sharp$ A $\flat$	A	A $\sharp$ B $\flat$	B	C		

# Long Tones

## Concert F Descending

1

2

## Long Tone 1

1a

1b

1c

1d

Clarinet  
Set 5  
Finger Rolls and Break Exercises

1

2

3

4

5

6

Set 6  
Break Patterns

1

2

3

L R R L

4

R L L R

# Clarinet Set 7 Register Slurs

*This is a more advanced level of Set 2.*

Musical notation for Set 7 Register Slurs, consisting of four staves of music in treble clef with a 2/4 time signature. The notes are slurred across staff boundaries. Handwritten annotations include "str." with a downward arrow above the second staff, and various fingering numbers (e.g., #2, b2, #3, b3) written above and below notes.

# Set 8 Harmonics

*This is a more advanced level of Set 3.*

Musical notation for Set 8 Harmonics, consisting of three staves of music in treble clef. The notes are slurred across staff boundaries. Handwritten annotations include fingering numbers (e.g., #2, b2, #3, b3) and a circled "D" above notes.


\*right hand "speaker key" (RH G#/Ab key) must be added on third note from this group to the end of the exercise\*

# Clarinet Warm-Up

Do not attempt these exercises until Sets 1-8 have met your expectations.  
Please follow these exercises in numbered order.

Each group of six notes should be played with one constant airstream.

1



2




3



4



5



6



Move the fingers quickly. When you move several fingers at the same time, they should hit or be picked up from the holes at the same time.

7



8



# Articulation Exercise

Clarinet in B $\flat$

Notes that Touch

Long-Lifted Notes  
Played as long as they can w/o touching

7

Lifted Notes  
Play as full length eighth note with an eighth rest

Notes that Touch

13

Lifted Notes

18

20

# EXCELLERATORS-FOR CLARINETS ONLY

## 132A

RHD

(RHD)

► Keep your right hand down for all notes above the RHD \_\_\_\_.

## 132B

RHD

## 132C

RHD

(RHD)

## 132D

RHD

B L R alternate B L alternate B R alternate C R alternate C L alternate

## 135A

R L R L R R L R L L R L R L

## 135B

R L R R L R R L R L R L L R L

## 135C

R L R L R L R



# EXCELLERATORS-FOR CLARINETS ONLY

**79**

▶ \*Use the alternate B $\flat$  fingering.

**92**

**95A**

▶ \*Use the alternate F# fingering.

**95B**

**95C**

E      alternate E      alternate E      F      alternate F  
 L      L      R      R      L

**107A**

**107B**

R L R L R      R L R      L L R      L L

**107C**

R L R      R L R      R L R      L R L      L R L      L R L

**107D**

R      L      R      L      R      L      L



# INDIVIDUAL STUDY - Clarinet

## Alternate Fingerings Reference Chart

The following **chromatic** and **left hand fingerings** are needed frequently in band music. For smoother technique, learn to use them whenever you see the note combinations below.

**F#** *Left Hand* *use with:*

**B** *Chromatic* *use with:*

**F#** *Chromatic* *use with:*

**C** *Left Hand* *use with:*

**C#** *Left Hand* *use with:*

(For RH fingering see p. 10)

**F#** *Chromatic* *use with:*

Remember that all fingerings apply also to **enharmonics**:

C# = D $\flat$  • D# = E $\flat$  • F# = G $\flat$  • G# = A $\flat$  • A# = B $\flat$

### 187. LEFT HAND C STUDY

CD Track 56

### 188. LEFT HAND C#/D $\flat$ STUDY

CD Track 57

### 189. CHROMATIC B STUDY

CD Track 58

### 190. CHROMATIC F# STUDY

CD Track 59

### 191. CHROMATIC HIGH F# STUDY

CD Track 60

### 192. LEFT HAND LOW F# STUDY

CD Track 61

### 193. CHROMATIC CHALLENGE

CD Track 62

# INDIVIDUAL STUDY - Clarinet

## 194. LEFT HAND STUDY

CD Track 63

Right Hand Down

Right Hand Down

R R

Try "Right Hand B" for smoother technique.

## 195. BACK AND FORTH

CD Track 64

## 196. CROSSOVER

CD Track 65

R R R R

## 197. ARTICULATION STUDY

CD Track 66

## 198. ARPEGGIO CHALLENGE NO. 1

CD Track 67

R R R R

## 199. ARPEGGIO CHALLENGE NO. 2

CD Track 68

R R

R R

### 68 EXERCISES OF MECHANISM.

The exercises of mechanism have for their object the formation of the fingering by habituating each finger to act separately or simultaneously. By these exercises may be acquired that equality of fingering and that purity of tone which are the finest qualities of an Instrumentalist.

In the following exercises we must accentuate the sound upon the first note of each division of the bar. (see the article on *Accent*, page 18.)

Each bar or each sketch should be played eight or ten times and as a finish play the note after the dotted double bar.

All the notes should be slurred, ascending passages played crescendo, descending passages diminuendo. (see the article as to different shades of sound, etc. page 25.)


The image displays a musical score for 37 exercises, numbered 1 through 37. Each exercise is presented on a single staff of music in treble clef, with a key signature of one flat (B-flat). The exercises are organized into rows: the first row contains exercises 1, 2, and 3; the second row contains 4, 5, 6, and 7; the third row contains 8, 9, 10, and 11; the fourth row contains 12, 13, 14, and 15; the fifth row contains 16, 17, 18, and 19; the sixth row contains 20, 21, and 22; the seventh row contains 23, 24, and 25; the eighth row contains 26, 27, and 28; the ninth row contains 29, 30, and 31; the tenth row contains 32, 33, and 34; and the final row contains 35, 36, and 37. Each exercise consists of a series of notes, often grouped with slurs, and includes repeat signs and dotted double bar lines at the end of each exercise. Some exercises have specific markings such as accents or slurs over certain notes.



TMEA Region IX Required Scales

# Clarinet

G Major (Concert F)



C Major (Concert Bb)



F Major (Eb Concert)



Bb Major (Ab Concert)



Eb Major (Db Concert)



Ab Major (Gb Concert)



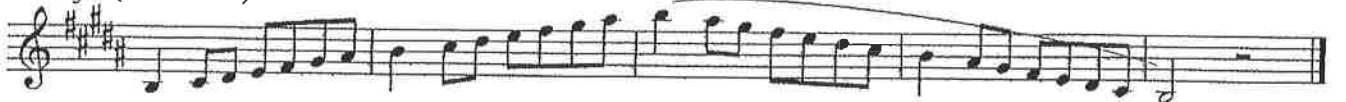
Db Major (B Concert)



F# Major (E Concert)



B Major (A Concert)



E Major (D Concert)



A Major (G Concert)



D Major (C Concert)



Chromatic  
Scale

The image displays two staves of musical notation for a chromatic scale exercise. The first staff shows an ascending chromatic scale starting on middle C (C4) and ending on G5. The second staff shows a descending chromatic scale starting on G5 and ending on middle C (C4). Both staves are written in treble clef with a common time signature (C). The notes are marked with sharp and flat accidentals to indicate the chromatic movement. The exercise is divided into two sections by a double bar line. Each section contains six measures. The first three measures of each section feature a triplet of eighth notes, indicated by a bracket with the number '3' above the notes. The last three measures of each section feature a triplet of eighth notes, indicated by a bracket with the number '3' below the notes. A large slur covers the entire piece, and a smaller slur covers each of the two sections.

# Clarinet

Jump! ♩=136

Musical notation for 'Jump!' in 4/4 time, tempo 136. The melody starts with a quarter rest, followed by quarter notes G4, A4, B4, C5, B4, A4, G4, F4, E4, D4, C4. Fingerings 2, 3, and 4 are indicated above the notes.

Smoke on the Water ♩=112

Shorties - Level 1

Musical notation for 'Smoke on the Water' in 4/4 time, tempo 112. The melody starts with a quarter rest, followed by quarter notes G4, A4, B4, C5, B4, A4, G4, F4, E4, D4, C4. Fingerings 2, 3, and 4 are indicated above the notes.

I Like to Move It ♩=116

Musical notation for 'I Like to Move It' in 4/4 time, tempo 116. The melody starts with a quarter rest, followed by quarter notes G4, A4, B4, C5, B4, A4, G4, F4, E4, D4, C4. Fingerings 2, 3, 4, and 5 are indicated above the notes.

7 Nation Army ♩=116

Musical notation for '7 Nation Army' in 4/4 time, tempo 116. The melody starts with a quarter rest, followed by quarter notes G4, A4, B4, C5, B4, A4, G4, F4, E4, D4, C4. Fingerings 3, 2, 3, 3, 4, and 3 are indicated above the notes. A dynamic marking of *f* is present at the beginning.

The Streets of Cairo (Snake Charmer) ♩=100

Musical notation for 'The Streets of Cairo' in 4/4 time, tempo 100. The melody starts with a quarter rest, followed by quarter notes G4, A4, B4, C5, B4, A4, G4, F4, E4, D4, C4. Fingerings 2, 3, 4, and 5 are indicated above the notes.

NFL on Fox ♩=100

Musical notation for 'NFL on Fox' in 4/4 time, tempo 100. The melody starts with a quarter rest, followed by quarter notes G4, A4, B4, C5, B4, A4, G4, F4, E4, D4, C4. Fingerings 2, 3, 4, 5, 6, 7, and 8 are indicated above the notes.

Crazy Train ♩=128

Musical notation for 'Crazy Train' in 4/4 time, tempo 128. The melody starts with a quarter rest, followed by quarter notes G4, A4, B4, C5, B4, A4, G4, F4, E4, D4, C4. Fingerings 2, 3, 4, and 5 are indicated above the notes.

Star Wars ♩=108

Musical notation for 'Star Wars' in 4/4 time, tempo 108. The melody starts with a quarter rest, followed by quarter notes G4, A4, B4, C5, B4, A4, G4, F4, E4, D4, C4. Fingerings 3, 2, 3, 3, 4, 3, 5, 3, 3, and 6 are indicated above the notes.

Play that Funky Music ♩=112

Musical notation for 'Play that Funky Music' in 4/4 time, tempo 112. The melody starts with a quarter rest, followed by quarter notes G4, A4, B4, C5, B4, A4, G4, F4, E4, D4, C4. Fingerings 2, 3, 4, 5, 6, 7, 8, and 9 are indicated above the notes.

Happy Birthday ♩=88

Musical notation for 'Happy Birthday' in 3/4 time, key of B-flat major. The piece consists of 9 measures. Measure numbers 2 through 9 are indicated above the staff. The melody is: G4 (quarter), A4 (quarter), B4 (quarter), A4-G4 (beamed eighth notes), F4 (quarter), E4 (quarter), D4 (quarter), C4 (quarter), B3 (quarter), A3 (quarter), G3 (quarter).

Stayin' Alive ♩=100

Musical notation for 'Stayin' Alive' in 4/4 time, key of B-flat major. The piece consists of 4 measures. Measure numbers 2, 3, and 4 are indicated above the staff. The melody is: G4 (quarter), A4 (quarter), B4 (quarter), A4-G4 (beamed eighth notes), F4 (quarter), E4 (quarter), D4 (quarter), C4 (quarter), B3 (quarter), A3 (quarter), G3 (quarter).

Axel Foley / Crazy Frog ♩=100

Musical notation for 'Axel Foley / Crazy Frog' in 4/4 time, key of B-flat major. The piece consists of 8 measures. Measure numbers 2 through 8 are indicated above the staff. The melody is: G4 (quarter), A4 (quarter), B4 (quarter), A4-G4 (beamed eighth notes), F4 (quarter), E4 (quarter), D4 (quarter), C4 (quarter), B3 (quarter), A3 (quarter), G3 (quarter).

The Final Countdown ♩=108

Musical notation for 'The Final Countdown' in 4/4 time, key of B-flat major. The piece consists of 9 measures. Measure numbers 2, 3, 4, 5, 6, 7, 8, and 9 are indicated above the staff. The melody is: G4 (quarter), A4 (quarter), B4 (quarter), A4-G4 (beamed eighth notes), F4 (quarter), E4 (quarter), D4 (quarter), C4 (quarter), B3 (quarter), A3 (quarter), G3 (quarter).

Harry Potter ♩=144

Musical notation for 'Harry Potter' in 3/4 time, key of B-flat major. The piece consists of 16 measures. Measure numbers 2 through 16 are indicated above the staff. The melody is: G4 (quarter), A4 (quarter), B4 (quarter), A4-G4 (beamed eighth notes), F4 (quarter), E4 (quarter), D4 (quarter), C4 (quarter), B3 (quarter), A3 (quarter), G3 (quarter).